

CRW TRAFFIC ANALYSIS REPORT FROM MICK GEORGE DATA LOGGER©

For Project: LogHIL-StlvesRd for Andy Bush
 Location/Name: **Inbound**
 Traffic Report From 22/7/2018 6:01:42 PM through 29/7/2018 6:20:50 PM



85th Percentile Speed 35 mph
 85th Percentile Vehicles 18,903 counts
Max Speed 95.0 mph on 26/7/2018 1:19:56 PM
 Total Vehicles 22,239 count
 Daily Average Volumes 3,171 vehicles

Volumes	Time	5 Day	7 Day
Average Daily		3,367	2,997
AM peak	7:00 to 8:00	289	224
PM peak	5:00 to 6:00	292	257

Speed
 Speed limit: 34 mph
85th Percentile Speed: 35 mph
 Average Speed: 31.5 mph

Analysis	Monday	Tuesday	Wednesday	Thursday	Friday	Saturday	Sunday	Total
Count over ACPO limit	566	564	526	590	542	567	497	3,852 Vehicles
% over ACPO limit	16.4	17.3	16.3	16.9	15.9	19.6	19.7	17.4 %
Avg speeder over ACPO	38.0	38.8	38.3	38.5	38.1	37.9	37.8	38.2 mph

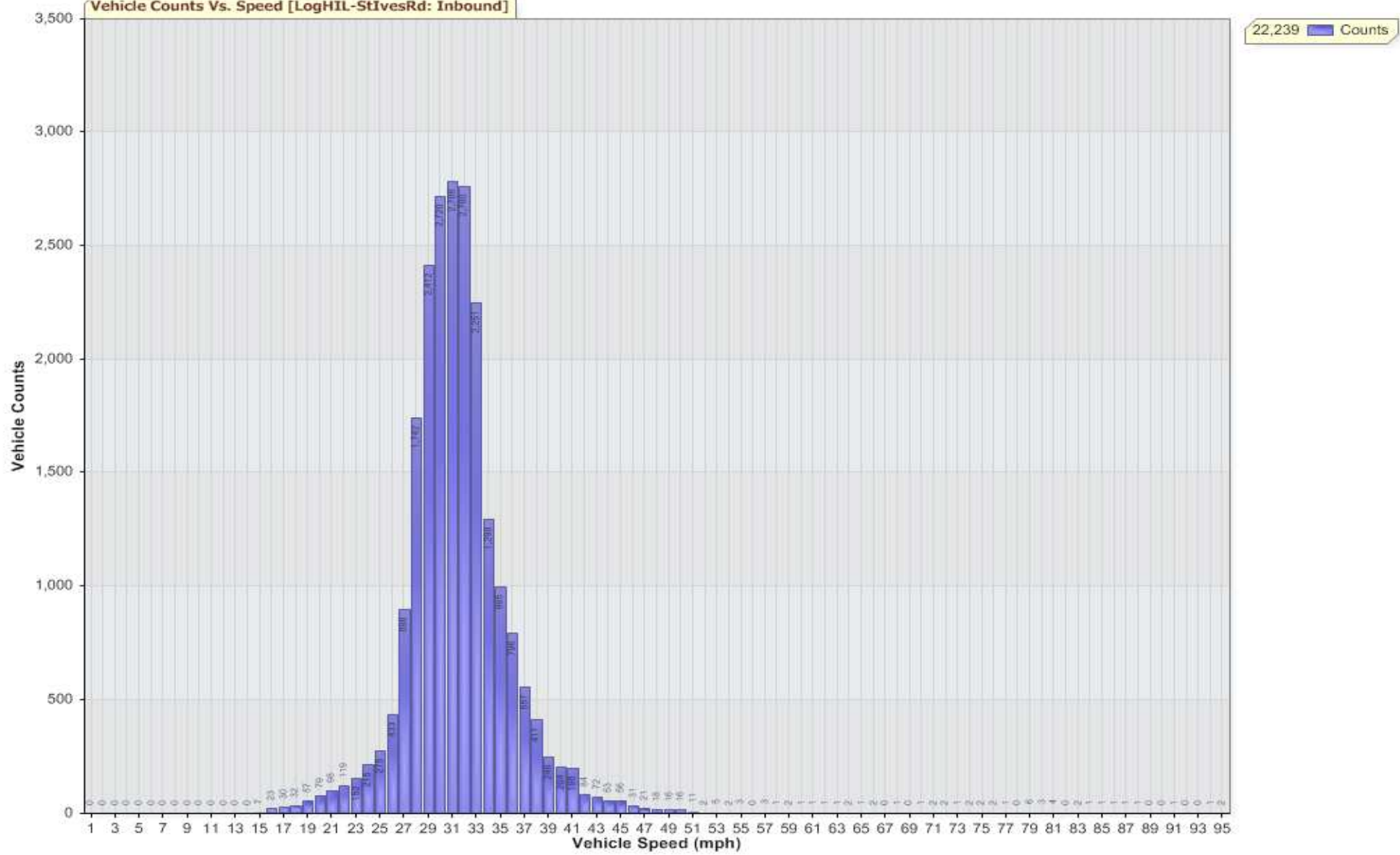
Class counts	Number	%
VEH_SM	377	1.7
VEH_MED	20,615	92.7
VEH_LG	1,247	5.6

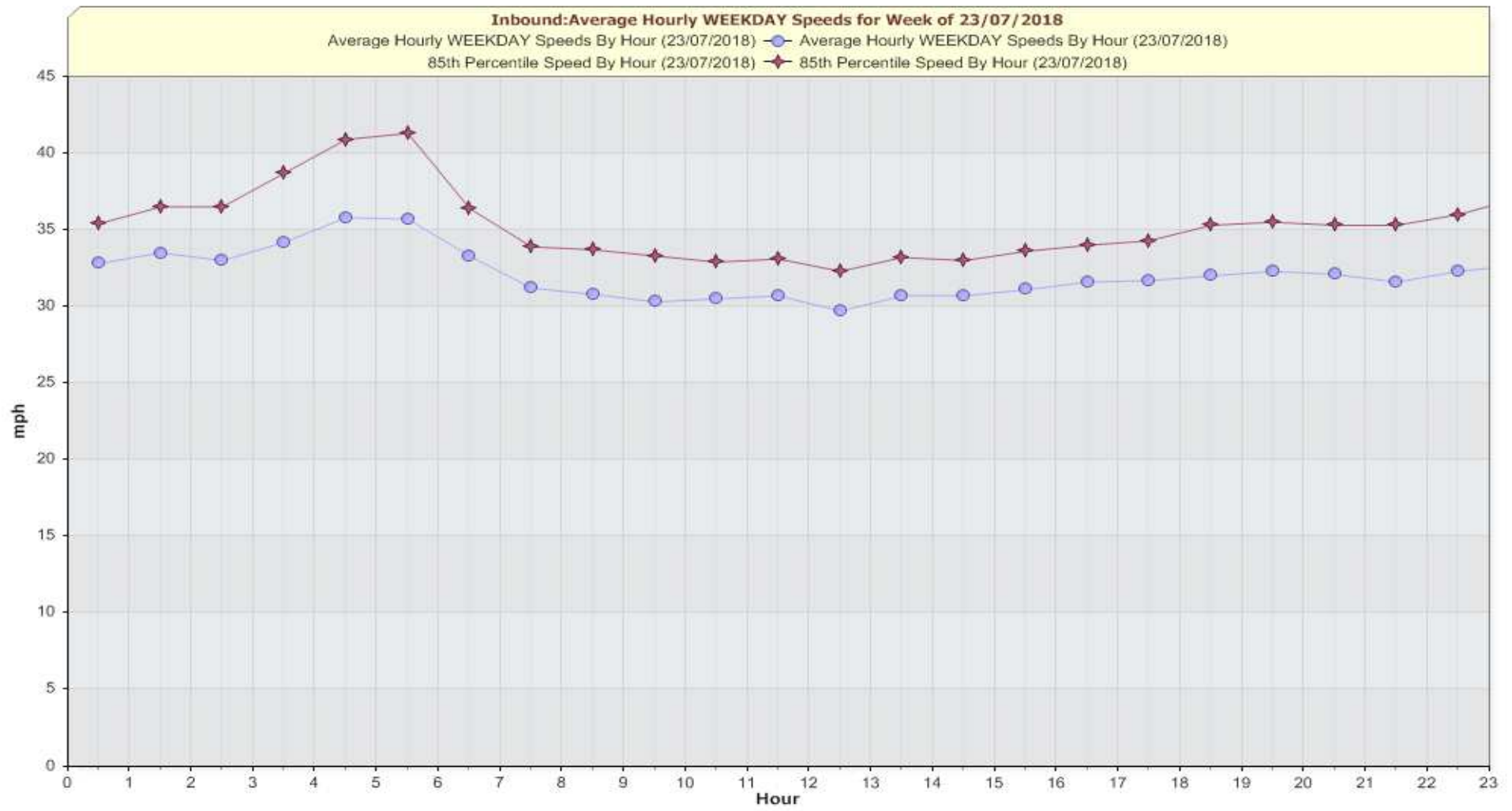
[VEH_SM = motorcycle or small car, VEH_MED = sedan or small van, VEH_LG = truck or large van]

Starting Hour	Count	Average Speed of all Traffic	Violator Counts	Average Speed of Violators
00:00:00	83	30.2	6	39.3
00:15:00	61	32.3	15	40.6
00:30:00	44	31.3	9	39.2
00:45:00	38	31.8	10	39.5
01:00:00	29	31.1	5	38.2
01:15:00	35	31.3	5	40
01:30:00	41	30.6	7	36.7
01:45:00	33	31.5	5	43.2
02:00:00	28	31.4	6	37.7
02:15:00	23	28.7	1	36
02:30:00	31	32.6	9	37.6
02:45:00	49	32.4	9	39.8
03:00:00	25	31	5	37.4
03:15:00	20	38.1	12	42.5
03:30:00	27	35.1	11	42.2
03:45:00	32	34.2	12	40.7
04:00:00	27	34	11	39
04:15:00	28	35.5	10	42.4
04:30:00	26	35.3	11	41.7
04:45:00	46	35.5	22	40.1
05:00:00	68	35.9	39	40
05:15:00	88	35	44	39.6
05:30:00	136	35.4	73	38.4
05:45:00	133	36.4	73	40.4
06:00:00	159	34.7	74	38.9
06:15:00	252	33.2	82	37.7
06:30:00	309	32.9	80	38.1
06:45:00	373	33.3	143	37.3
07:00:00	364	31.4	39	38.3
07:15:00	391	31.2	75	37.6
07:30:00	408	31.4	65	37.4
07:45:00	392	31.4	67	37.1
08:00:00	354	31	53	37.8
08:15:00	415	30.8	54	37.4
08:30:00	369	30.5	48	37.5
08:45:00	320	31.5	49	37.8
09:00:00	335	31.1	60	37.4
09:15:00	346	31	44	37.9
09:30:00	356	30.1	41	37.8
09:45:00	376	30.4	44	37.2
10:00:00	293	30.9	34	37.1
10:15:00	328	30.6	35	37.9
10:30:00	325	30.7	28	36.9
10:45:00	303	30.9	39	37.8
11:00:00	311	31.4	40	37.8
11:15:00	302	31.4	41	38.9
11:30:00	327	30.7	44	37.6
11:45:00	351	30.4	29	38.1
12:00:00	390	30.5	40	38.1
12:15:00	387	30.6	50	37.3
12:30:00	379	30.2	41	38.7

12:45:00	352	30.1	33	36.8
13:00:00	380	31	55	36.7
13:15:00	352	30.7	42	38.5
13:30:00	316	31.2	37	39.2
13:45:00	366	31.3	47	40
14:00:00	334	30.9	33	37.8
14:15:00	341	30.7	53	40
14:30:00	305	30.8	33	41.2
14:45:00	335	31.7	45	41.9
15:00:00	342	31.5	50	41.6
15:15:00	334	31.2	44	38.3
15:30:00	352	31.5	64	37.1
15:45:00	325	31.7	50	39.2
16:00:00	403	31.7	57	38.3
16:15:00	337	31.7	55	39.1
16:30:00	447	31.2	62	38.1
16:45:00	379	31.8	62	37
17:00:00	450	32.5	85	38.9
17:15:00	468	31.9	86	37.1
17:30:00	467	31.5	82	36.9
17:45:00	419	31.3	61	37
18:00:00	440	31.5	80	37.3
18:15:00	333	32.6	81	38.4
18:30:00	248	32	53	37.8
18:45:00	214	31.6	47	37.7
19:00:00	245	32.3	52	38.7
19:15:00	236	32.1	48	38.5
19:30:00	209	32.6	51	37.3
19:45:00	184	32.6	58	37
20:00:00	158	32.1	39	37.9
20:15:00	165	32.3	41	38.5
20:30:00	151	32.3	42	36.9
20:45:00	130	32.5	27	39
21:00:00	135	31.6	21	37.7
21:15:00	127	31.5	23	37.9
21:30:00	139	31.7	27	37.5
21:45:00	106	31.7	21	39.7
22:00:00	127	31	26	36.9
22:15:00	131	32	27	37.7
22:30:00	147	31.9	27	38.2
22:45:00	108	31.8	20	37.8
23:00:00	89	30.8	11	36.6
23:15:00	106	30.8	15	37.9
23:30:00	81	31.8	18	39.1
23:45:00	60	31.9	12	40.7

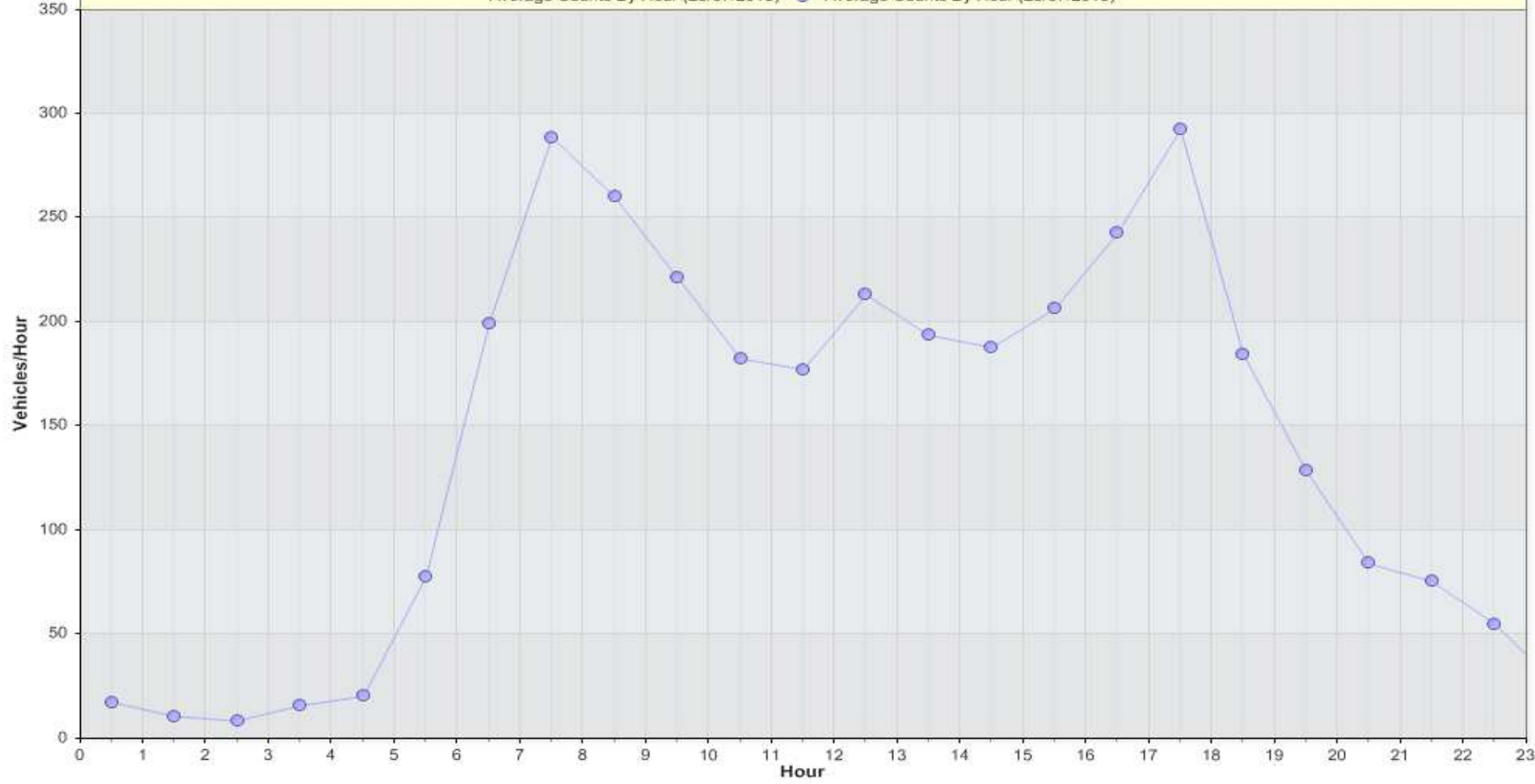
Vehicle Counts Vs. Speed [LogHIL-StIvesRd: Inbound]





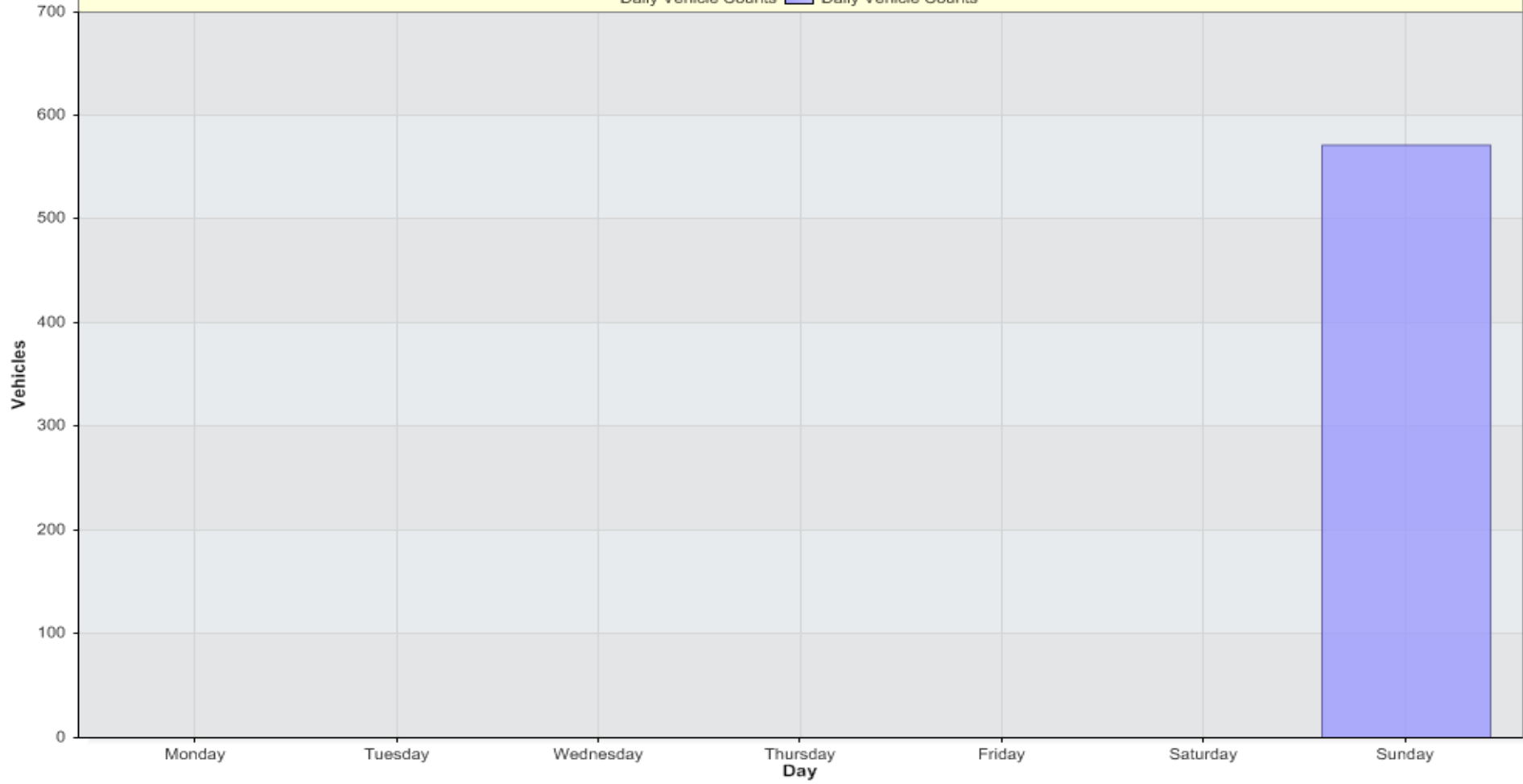
Inbound: Average Hourly Volume for Week of 23/07/2018

Average Counts By Hour (23/07/2018) — Average Counts By Hour (23/07/2018)



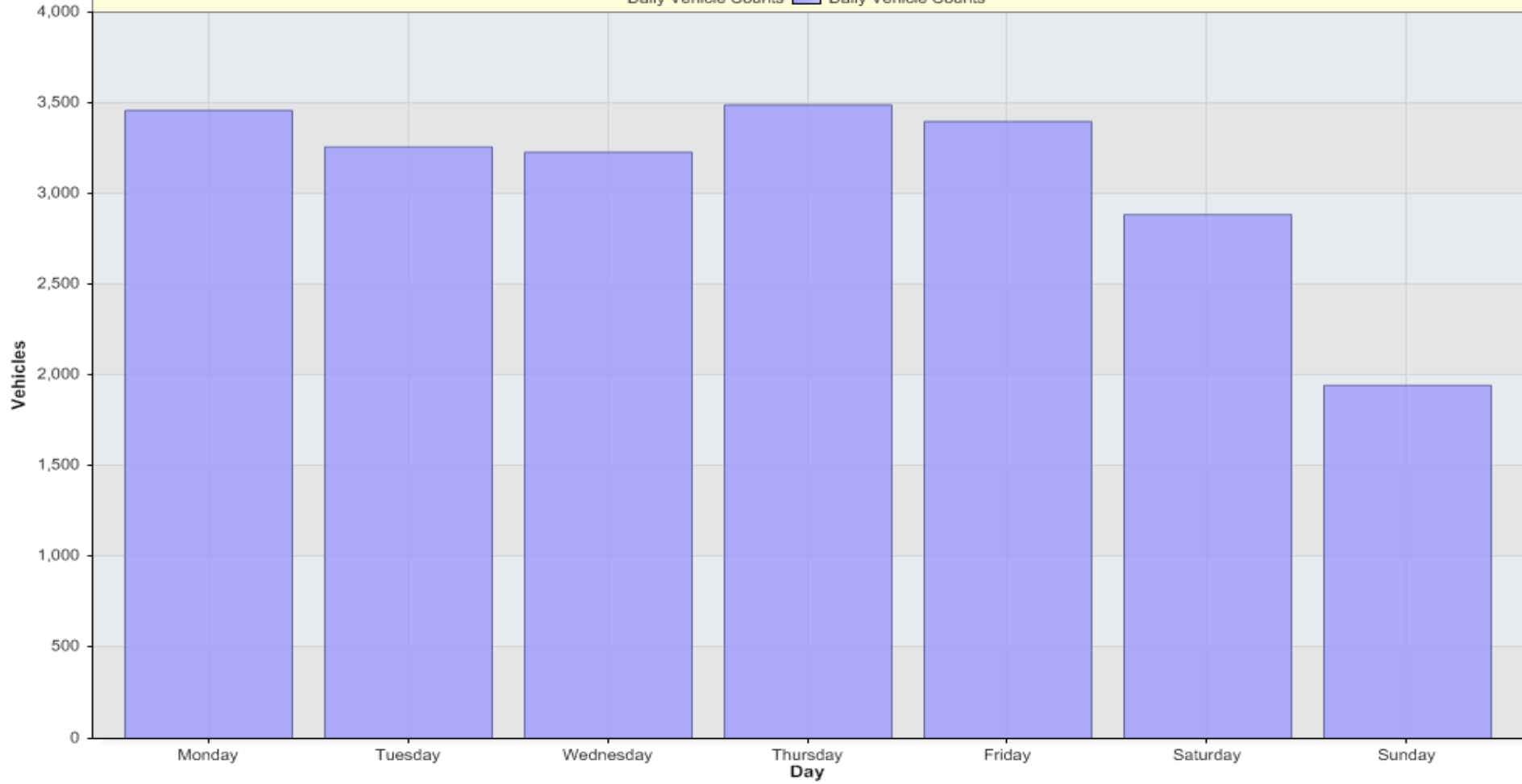
Inbound:Daily Volume for Week of 16/07/2018

Daily Vehicle Counts  Daily Vehicle Counts



Inbound:Daily Volume for Week of 23/07/2018

Daily Vehicle Counts ■ Daily Vehicle Counts



Percentile Counts Vs. Speed for [LogHIL-StIvesRd: Inbound]

85th Pct Speed=35.0 mph
Vehicles in data=22239
22/07/2018 18:01:42 to 29/07/2018 18:20:50

