

CRW TRAFFIC ANALYSIS REPORT FROM MICK GEORGE DATA LOGGER

For Project: LogHIL-StlvesRd for Andy Bush
 Location/Name: Outbound
 Traffic Report From 22/7/2018 6:00:43 PM through 29/7/2018 6:20:47 PM



85th Percentile Speed 39 mph
 85th Percentile Vehicles 21,700 counts
Max Speed 61.0 mph on 7/23/2018 8:56:42 PM
 Total Vehicles 25,529 count
 Average Daily Volume 3,640 vehicles

Volumes	Time	5 Day	7 Day
Average Daily		4,051	3,482
AM peak	7:45 to 8:45	346	271
PM peak	4:30 to 5:30	386	327

Speed
 Speed limit: 34 mph
 85th Percentile Speed: 39 mph
 Average Speed: 34.5 mph

Analysis	Monday	Tuesday	Wednesday	Thursday	Friday	Saturday	Sunday
Count over limit	1,899	1,780	1,753	2,062	2,102	1,531	1,221
% over limit	49.5	47.5	45.5	49.7	45.1	51.5	53.2
Avg speeder	38.2	38.2	38.2	38.2	37.9	38.3	38.4

Class counts	Number	%
VEH_SM	27	0.1
VEH_MED	22,975	90.0
VEH_LG	2,527	9.9

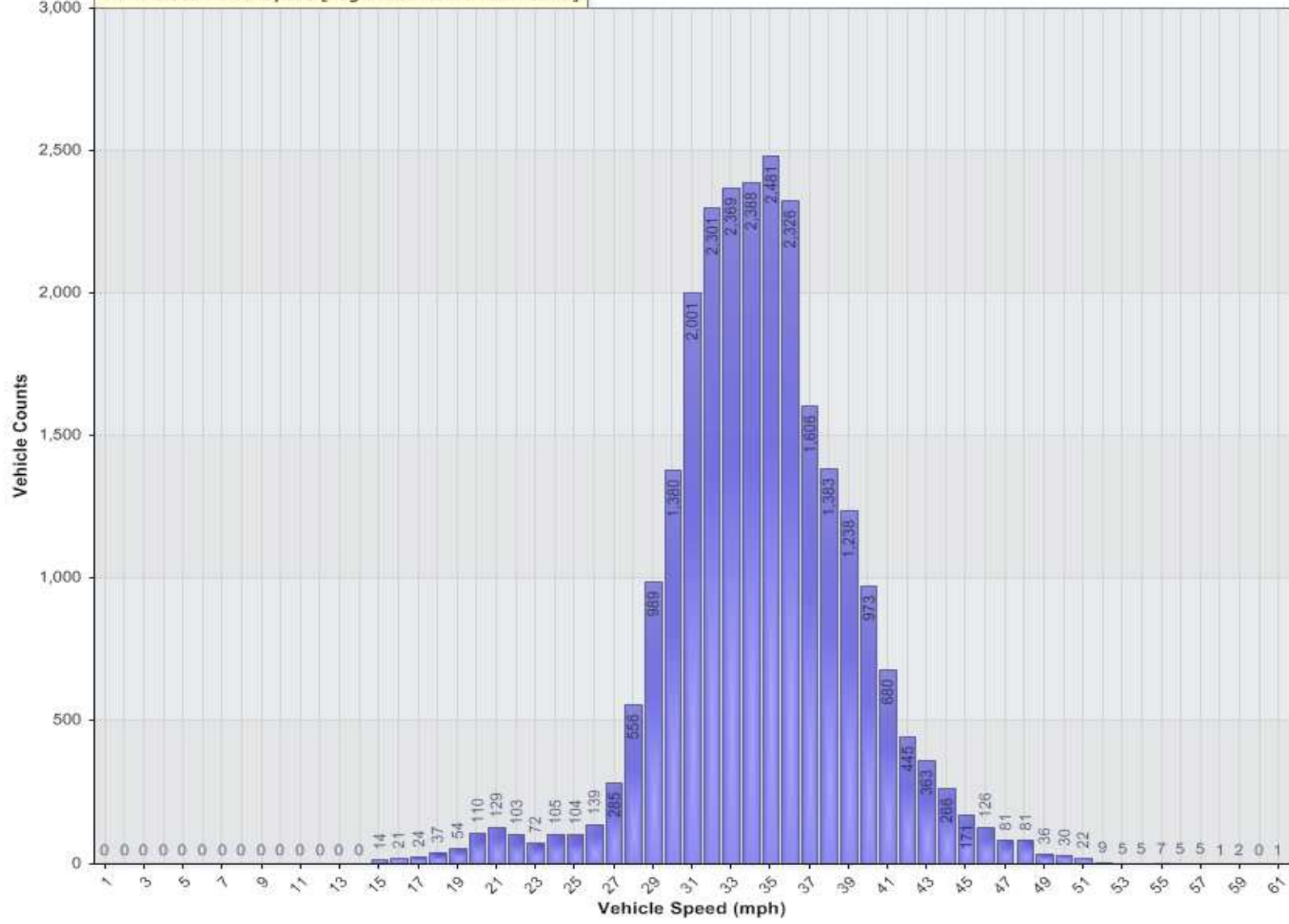
[VEH_SM = motorcycle or small car, VEH_MED = sedan or small van, VEH_LG = truck or large van]

Starting Hour	Count	Average Speed of all Traffic	Violator Counts	Average Speed of Violators
00:00:00	65	33.8	28	37.6
00:15:00	52	36.2	34	38.8
00:30:00	48	34.4	28	37.4
00:45:00	51	35.2	30	38
01:00:00	38	36.4	21	40.4
01:15:00	39	35.9	21	40.2
01:30:00	27	34.6	13	38
01:45:00	20	34.3	8	38
02:00:00	21	36.9	17	39.3
02:15:00	15	32.3	4	38.3
02:30:00	17	35	8	38.9
02:45:00	14	33.9	4	38.8
03:00:00	21	36	9	43.3
03:15:00	20	38.4	14	41.4
03:30:00	13	37.8	11	38.7
03:45:00	16	39.2	13	41.5
04:00:00	10	33.7	3	40
04:15:00	22	36.7	14	39.1
04:30:00	36	39.8	29	41.5
04:45:00	26	38.7	22	40
05:00:00	47	40.3	40	41.5
05:15:00	56	38.8	46	40.2
05:30:00	50	37.3	37	39.1
05:45:00	85	38.5	72	39.8
06:00:00	107	36.8	70	39.8
06:15:00	115	37	81	39
06:30:00	154	36.1	92	39.3
06:45:00	178	36.6	117	39.1
07:00:00	236	35.6	139	38.6
07:15:00	304	35.8	181	38.5
07:30:00	420	34.7	215	37.9
07:45:00	443	34.8	231	38
08:00:00	403	34.9	203	38.1
08:15:00	512	34.2	224	38.2
08:30:00	541	34.5	269	38
08:45:00	440	34.6	224	38.4
09:00:00	355	34.1	167	37.6
09:15:00	329	33.6	128	37.9
09:30:00	382	33.3	157	38.1
09:45:00	327	33.4	136	37.9
10:00:00	353	33.9	143	37.8
10:15:00	372	33.8	152	37.8
10:30:00	374	34	170	37.6
10:45:00	440	33.8	197	37.6
11:00:00	449	33.8	203	37.5
11:15:00	405	33.2	160	37.4
11:30:00	433	33.8	183	37.6
11:45:00	438	33.8	175	37.9
12:00:00	465	33.8	194	37.7
12:15:00	393	33.8	149	38.4
12:30:00	320	33.6	136	38.4

12:45:00	333	34.1	159	37.6
13:00:00	392	34	176	38.1
13:15:00	396	34.1	189	38
13:30:00	410	33.7	166	38.3
13:45:00	382	33.4	154	37.6
14:00:00	420	34.5	208	37.9
14:15:00	412	34.4	197	38.3
14:30:00	447	33.6	172	38
14:45:00	424	34.1	203	37.8
15:00:00	461	34	221	38.1
15:15:00	502	34.4	248	37.7
15:30:00	533	34.4	256	37.8
15:45:00	521	34.2	239	37.9
16:00:00	543	33.7	244	37.7
16:15:00	561	33.9	268	37.5
16:30:00	549	34.2	268	37.6
16:45:00	600	34.3	278	38
17:00:00	572	34.8	304	37.9
17:15:00	574	34.4	277	38.1
17:30:00	508	34.3	233	37.7
17:45:00	504	34.6	246	38.3
18:00:00	531	34.8	268	38.1
18:15:00	469	34.7	221	38.1
18:30:00	422	34.8	210	38.4
18:45:00	423	35.4	250	38.1
19:00:00	325	35.3	171	38.8
19:15:00	273	35.7	164	38.4
19:30:00	253	35.7	146	38.9
19:45:00	232	35.2	126	38.6
20:00:00	193	35.4	106	38.6
20:15:00	215	35.7	120	39.1
20:30:00	174	36.1	100	39.7
20:45:00	148	37.7	104	40.3
21:00:00	120	36.6	84	38.7
21:15:00	142	35.7	78	38.8
21:30:00	139	34.3	64	38
21:45:00	125	34.7	60	38.7
22:00:00	122	34.5	50	39.3
22:15:00	125	34.7	55	39.1
22:30:00	131	34.5	62	38.5
22:45:00	112	34.2	50	38.6
23:00:00	97	33.9	39	38.9
23:15:00	85	34	33	39.2
23:30:00	63	34.7	29	38.5
23:45:00	69	34	30	38.6

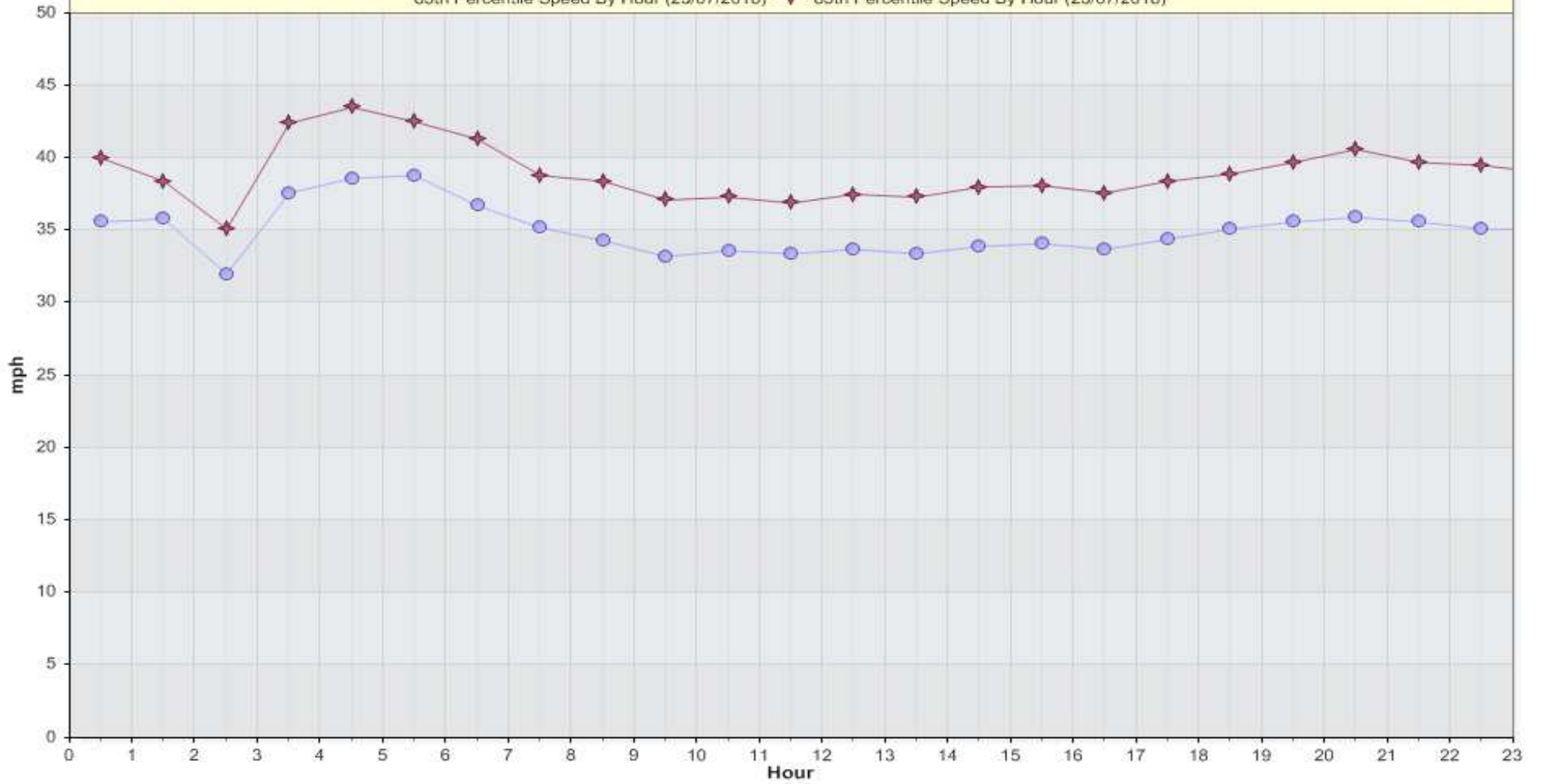
Vehicle Counts Vs. Speed [LogHIL-StIvesRd: Outbound]

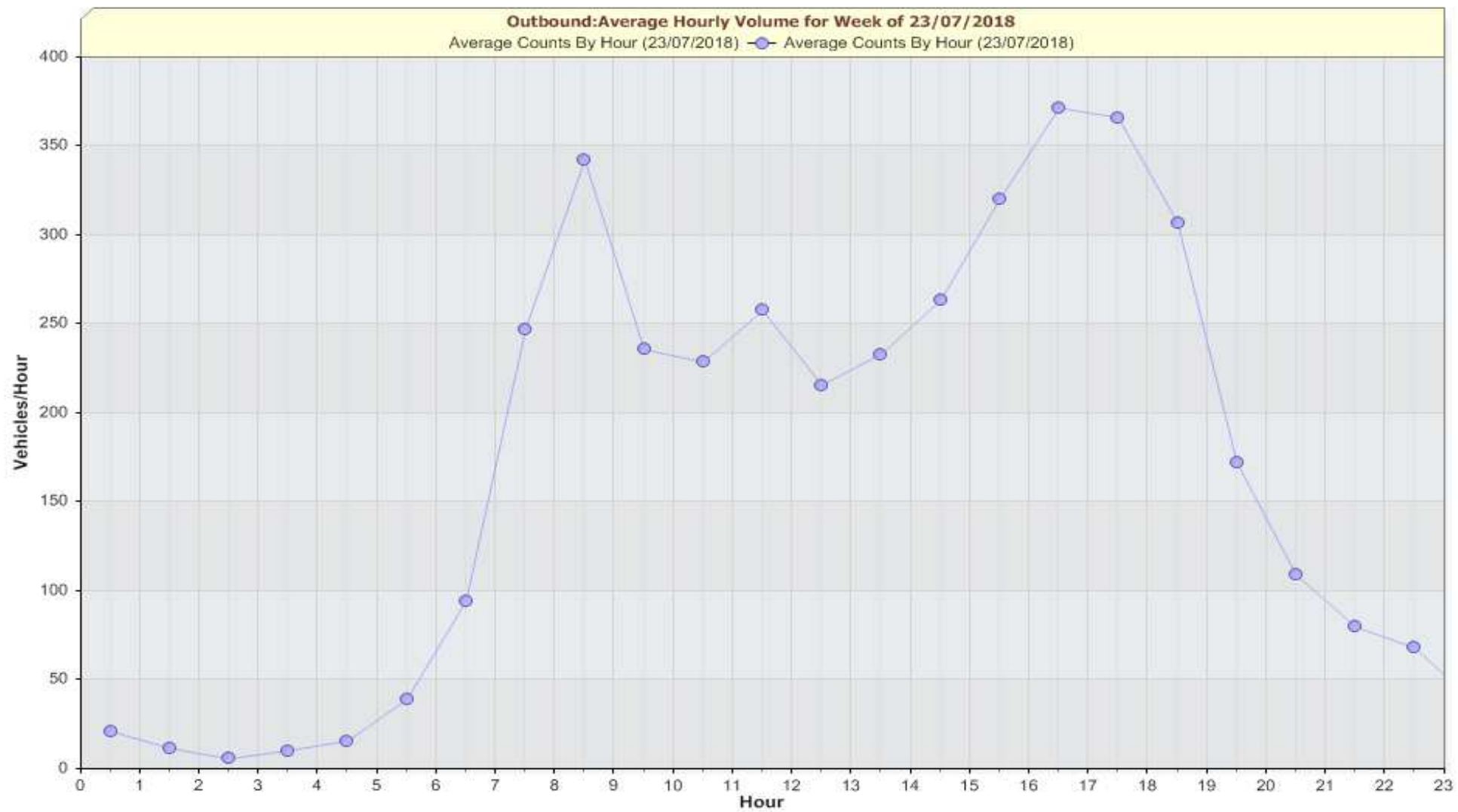
25,529 Counts



Outbound: Average Hourly WEEKDAY Speeds for Week of 23/07/2018

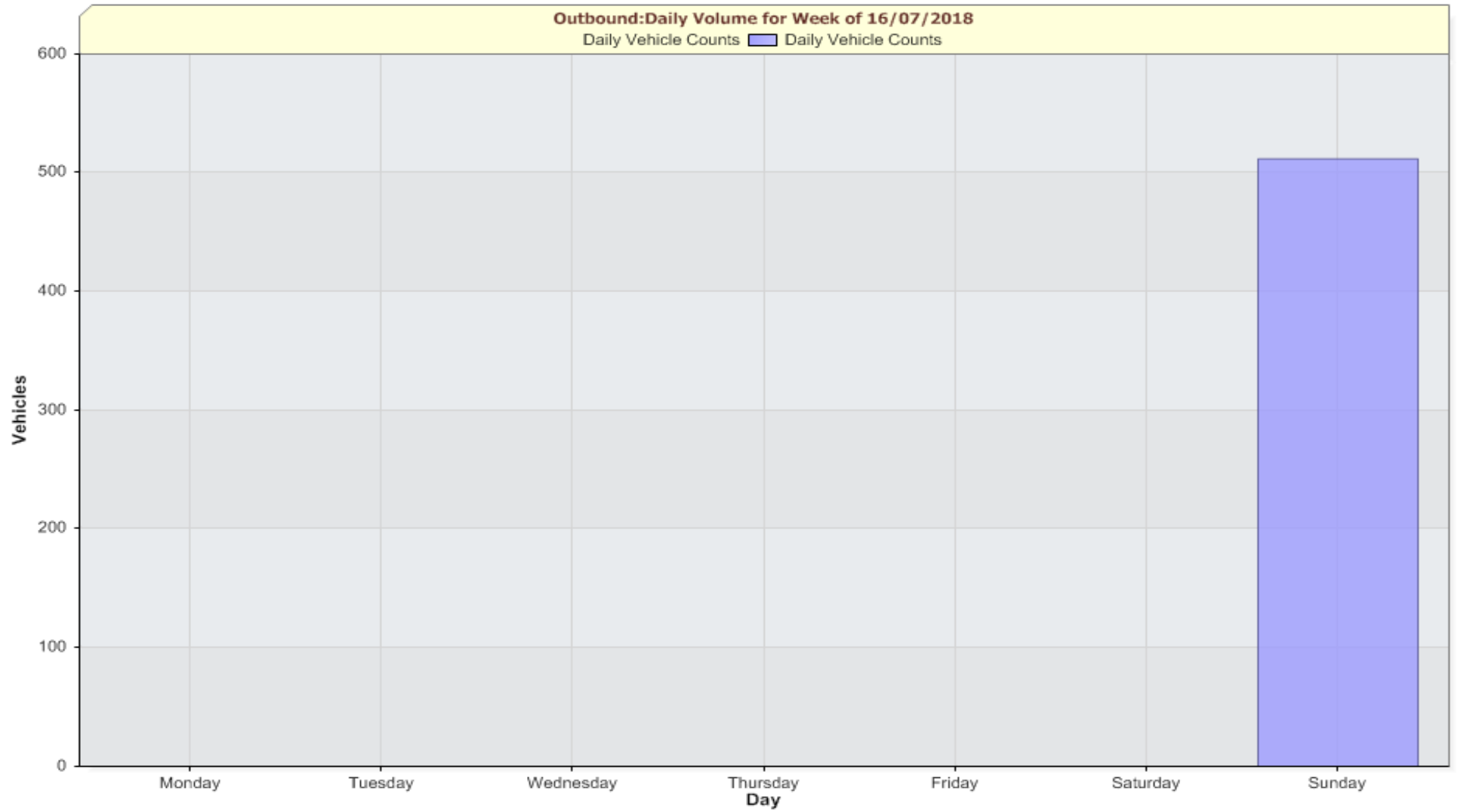
Average Hourly WEEKDAY Speeds By Hour (23/07/2018) — Average Hourly WEEKDAY Speeds By Hour (23/07/2018)
85th Percentile Speed By Hour (23/07/2018) — 85th Percentile Speed By Hour (23/07/2018)





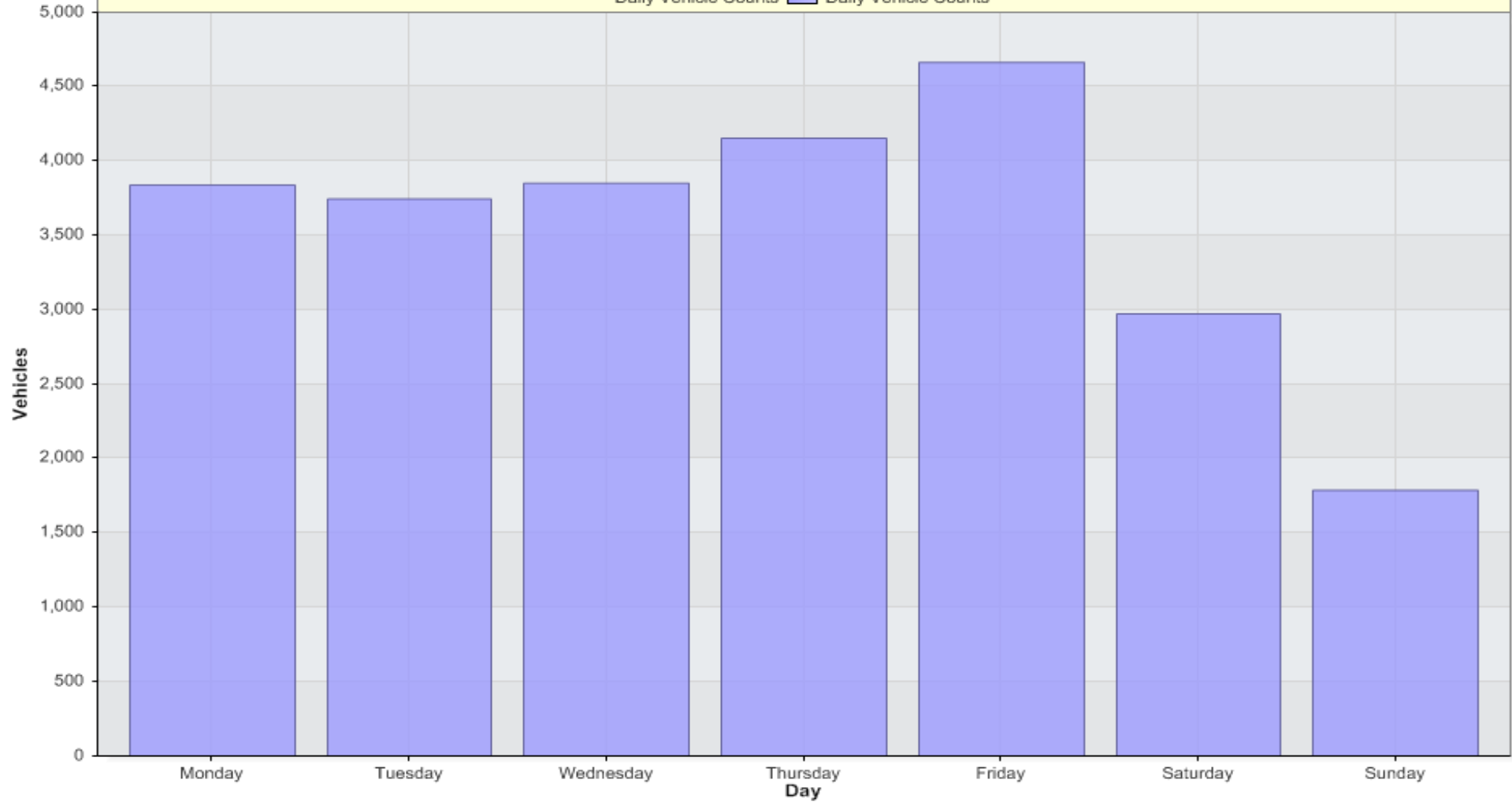
Outbound:Daily Volume for Week of 16/07/2018

Daily Vehicle Counts ■ Daily Vehicle Counts



Outbound:Daily Volume for Week of 23/07/2018

Daily Vehicle Counts ■ Daily Vehicle Counts



Percentile Counts Vs. Speed for [LogHIL-StIvesRd: Outbound]

85th Pct Speed=39.0 mph
Vehicles in data=25529
22/07/2018 18:00:43 to 29/07/2018 18:20:47

