

# CRW TRAFFIC ANALYSIS REPORT USING DATA FROM MICK GEORGE LOGGER©

**For Project:** LogHIL-PottonRd at pedestrian crossing  
**Location/Name:** Towards Papworth  
 Traffic Report From Sunday 29/7/2018 6:33:22 PM through Sunday 5/8/2018 8:27:01 PM 7 days

**85th Percentile Speed** 34 mph  
 85th Percentile Vehicles 18,763 counts  
 Max Speed 93.0 mph on 7/30/2018 12:59:22 PM  
 Total Vehicles 22,074 count  
 Average Daily Volume 3,118 vehicles



Volumes	Time	5 Day	7 Day
Average Daily		3,428	2,987
AM peak	7:15 to 8:15	362	278
PM peak	4:45 to 5:45	285	254

**Speed**  
 Speed limit: 30 mph  
**85th Percentile Speed:** 34 mph  
 Average Speed: 29.8 mph

	Monday	Tuesday	Wednesday	Thursday	Friday	Saturday	Sunday	Totals
Count over ACPO limit	388	382	385	417	381	344	307	<b>2,604 vehicles</b>
% over ACPO limit	<b>10.7</b>	<b>11.2</b>	<b>11.5</b>	<b>12.5</b>	<b>11.1</b>	<b>13.2</b>	<b>13.2</b>	<b>11.9 %</b>
Avg speed over ACPO	39.4	39.9	38.3	38.9	39.3	38.3	38.0	<b>38.9 mph</b>

Class counts	Number	%
VEH_SM	518	2.3
VEH_MED	20,219	91.6
VEH_LG	1,337	6.1

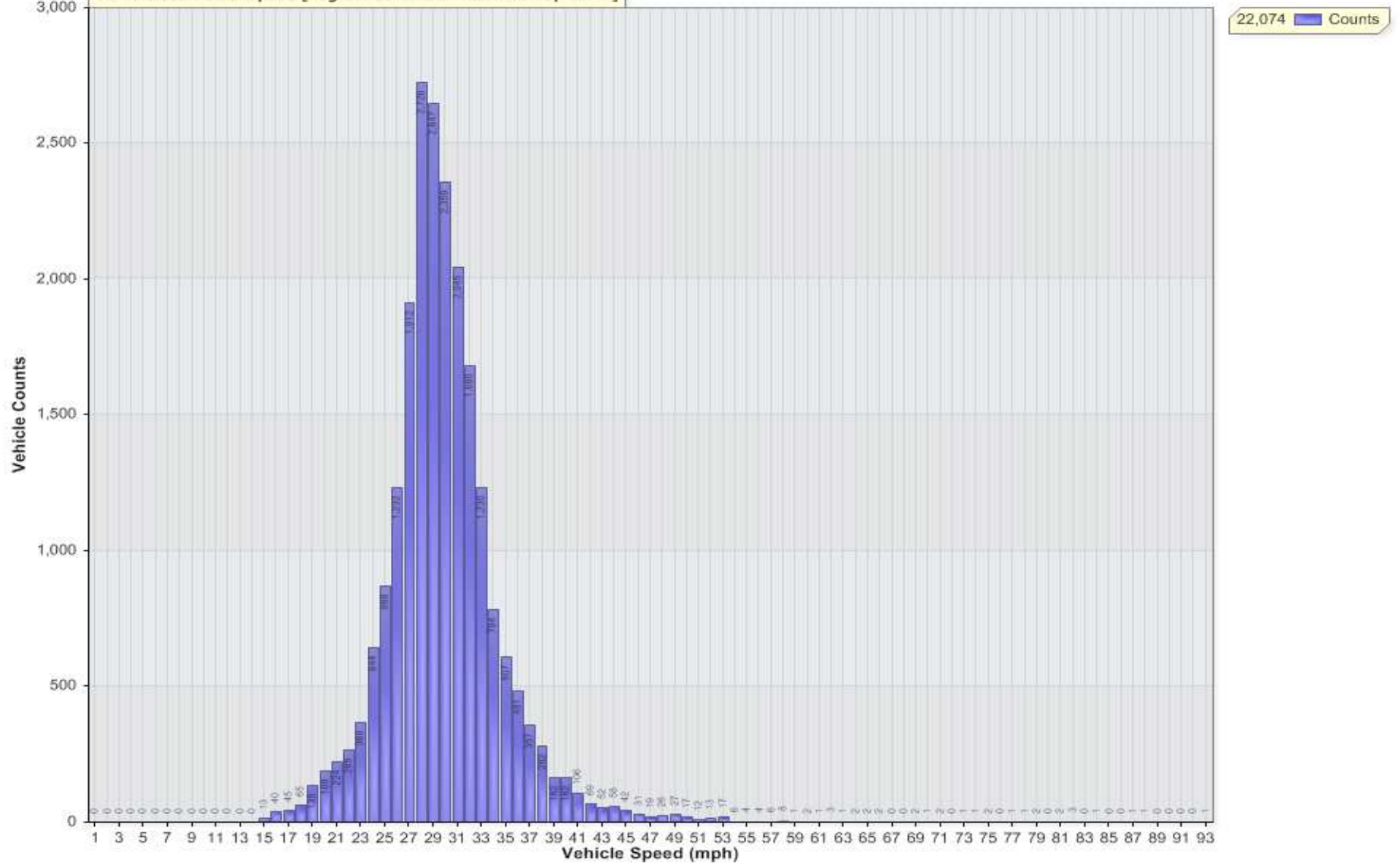
[ VEH\_SM = motorcycle or small car, VEH\_MED = sedan or small van, VEH\_LG = truck or large van ]

Starting Hour	Count	Average Speed of all Traffic	Violator Counts	Average Speed of Violators
00:00:00	57	30.1	11	38.1
00:15:00	44	27.6	7	39.6
00:30:00	28	31.4	5	39.8
00:45:00	16	32.1	4	40.3
01:00:00	13	31.5	4	41
01:15:00	16	31.4	6	38.5
01:30:00	10	32	4	36.5
01:45:00	6	31	1	50
02:00:00	9	33.2	3	43.7
02:15:00	12	32.4	3	39.7
02:30:00	7	33.7	2	38.5
02:45:00	9	31.6	2	37.5
03:00:00	11	36.5	6	41.2
03:15:00	15	31.4	3	41.7
03:30:00	11	36	5	44.6
03:45:00	24	33.1	8	40
04:00:00	12	30.4	1	39
04:15:00	26	39	19	42.4
04:30:00	25	31.3	6	37.8
04:45:00	31	34.5	13	42.7
05:00:00	59	33.2	21	39
05:15:00	104	34.9	51	39
05:30:00	105	32.6	31	39
05:45:00	118	33.8	43	39.4
06:00:00	177	32.8	61	38.8
06:15:00	254	32	52	38.8
06:30:00	314	31.5	57	38.1
06:45:00	374	30.5	47	38.4
07:00:00	381	30.1	48	37.2
07:15:00	476	29.2	43	38
07:30:00	461	29.8	56	37.4
07:45:00	546	29.3	53	37.3

08:00:00	468	29.1	50	38.9
08:15:00	475	29.8	54	38.2
08:30:00	441	29.6	54	40.8
08:45:00	336	29.4	29	39.6
09:00:00	370	28.9	25	41.4
09:15:00	361	29.2	39	39.6
09:30:00	345	29.1	25	42.6
09:45:00	351	28.9	24	38.7
10:00:00	331	28.9	22	40.9
10:15:00	364	29.1	31	39.8
10:30:00	302	29.6	27	42.8
10:45:00	335	29.6	28	39.3
11:00:00	328	29.6	36	39.6
11:15:00	328	28.8	31	39.9
11:30:00	325	29.3	28	44
11:45:00	373	29.3	31	40.8
12:00:00	304	29.2	36	37.3
12:15:00	333	29.1	27	39
12:30:00	296	29.5	22	38.1
12:45:00	328	30.2	34	43.6
13:00:00	314	29.5	28	39.9
13:15:00	306	28.9	25	38.6
13:30:00	309	29.7	28	39.1
13:45:00	282	29.2	29	39
14:00:00	327	29.3	33	39.1
14:15:00	335	28.8	26	37.8
14:30:00	379	29.4	41	39.4
14:45:00	327	29.6	28	40.4
15:00:00	337	30.4	47	39.7
15:15:00	361	28.5	26	39.5
15:30:00	335	29.9	45	39.3
15:45:00	326	29.8	42	38.1
16:00:00	314	29.9	28	38.8

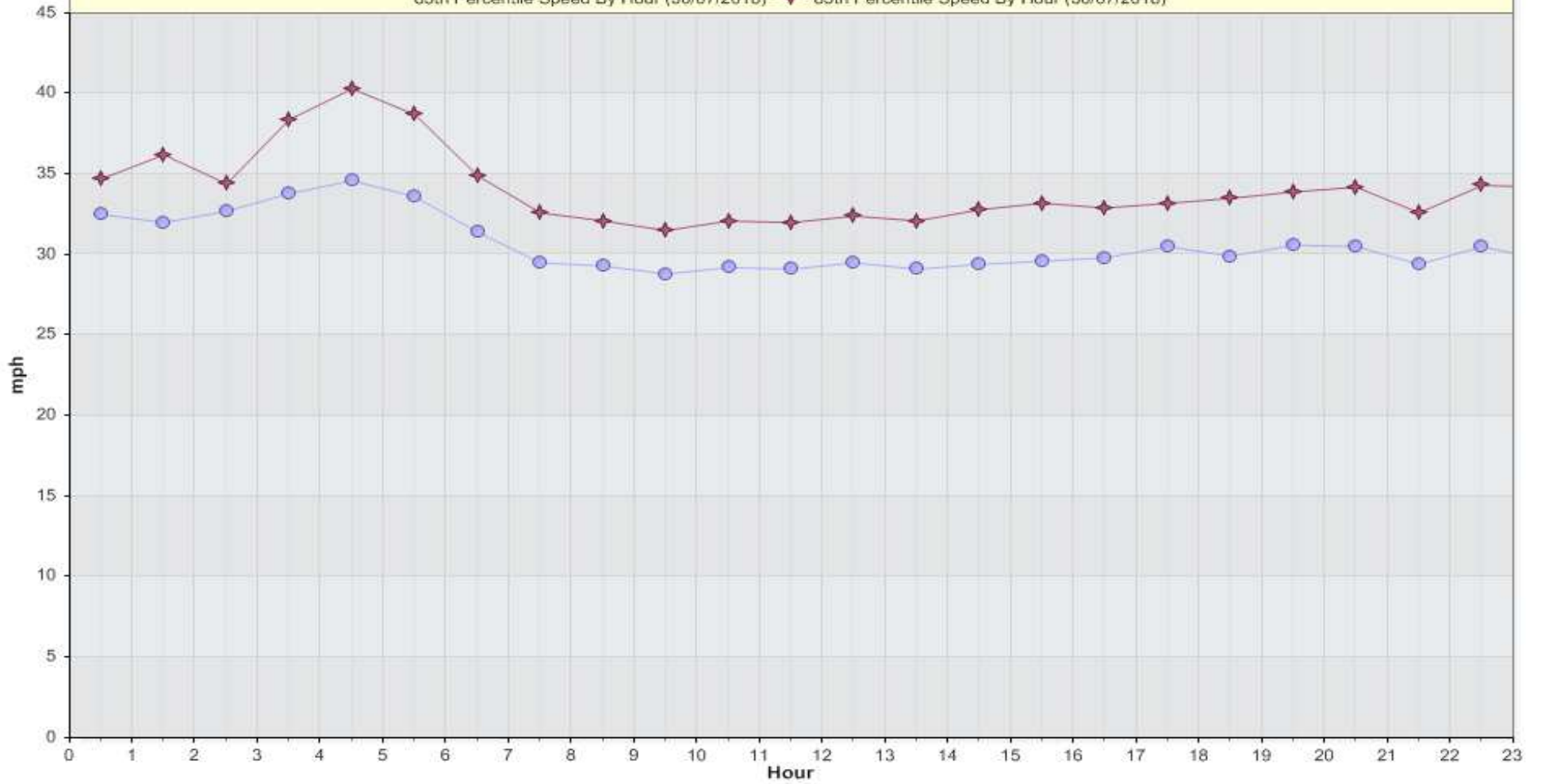
16:15:00	383	29.7	31	37.4
16:30:00	405	29.9	39	38.3
16:45:00	448	30	60	37.8
17:00:00	458	30.3	55	37.4
17:15:00	437	30.1	39	36.9
17:30:00	438	30.8	58	37
17:45:00	384	30.4	40	38.2
18:00:00	364	29.8	41	38.2
18:15:00	312	30.1	46	37.9
18:30:00	290	30	37	38.5
18:45:00	262	30.5	37	39.6
19:00:00	277	30.9	41	37.9
19:15:00	300	30.2	40	37.8
19:30:00	211	30.4	29	37.3
19:45:00	198	30.4	28	37.9
20:00:00	147	30.3	21	37.7
20:15:00	162	31	33	37.7
20:30:00	140	30.7	19	37.9
20:45:00	136	29.2	15	38.1
21:00:00	127	29.9	16	39.3
21:15:00	124	29.2	13	38
21:30:00	109	29.4	7	41.4
21:45:00	114	29.3	15	36.3
22:00:00	123	29.5	14	38.4
22:15:00	155	28.9	19	38.5
22:30:00	122	29.3	12	42.5
22:45:00	89	28.3	11	40.4
23:00:00	94	27.7	8	39.4
23:15:00	62	29.1	9	37.3
23:30:00	51	29.9	6	41.5
23:45:00	55	29.4	10	38.4

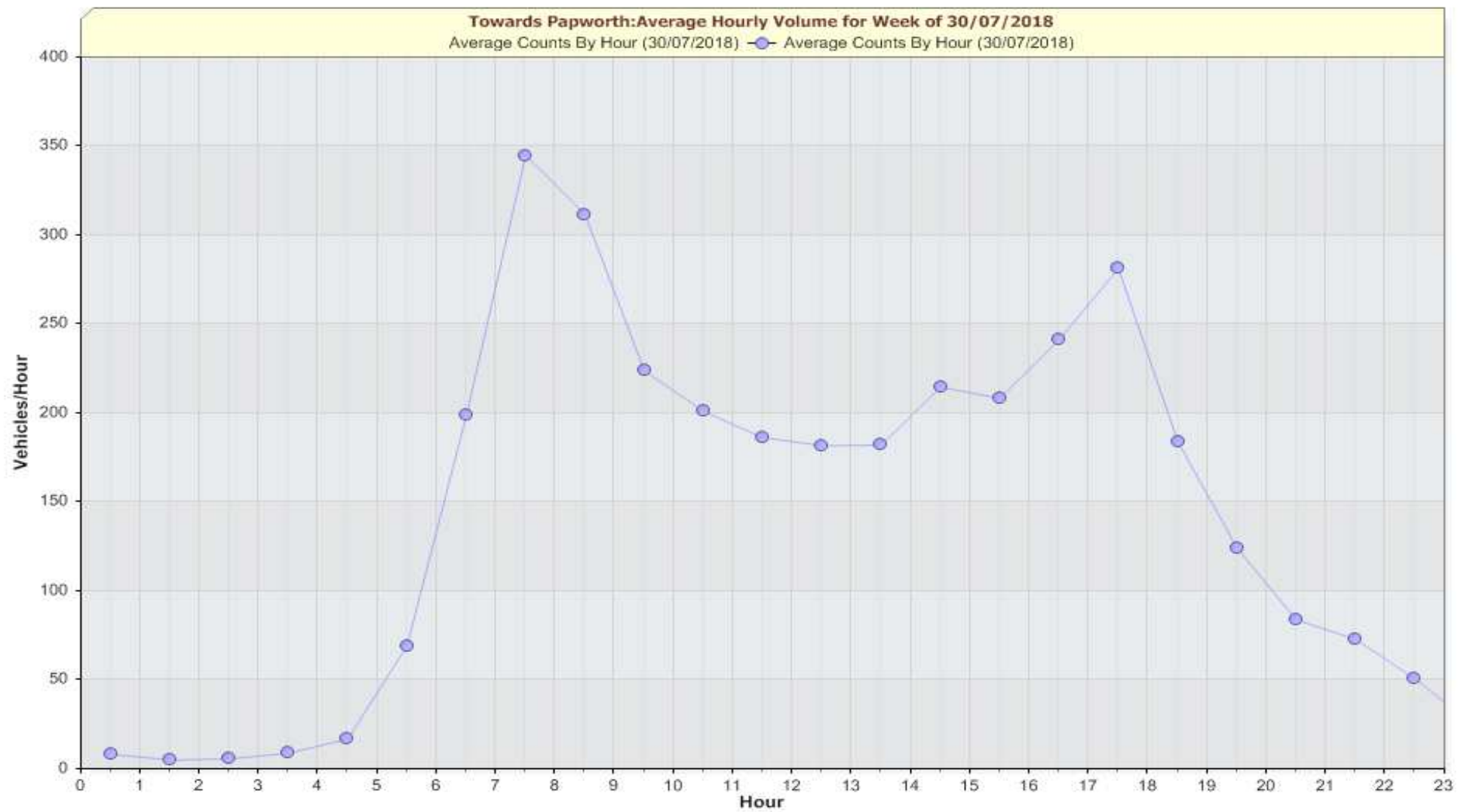
Vehicle Counts Vs. Speed [LogHIL-PottonRd: Towards Papworth]



**Towards Papworth: Average Hourly WEEKDAY Speeds for Week of 30/07/2018**

Average Hourly WEEKDAY Speeds By Hour (30/07/2018) — Average Hourly WEEKDAY Speeds By Hour (30/07/2018)  
85th Percentile Speed By Hour (30/07/2018) — 85th Percentile Speed By Hour (30/07/2018)





Percentile Counts Vs. Speed for [LogHIL-PottonRd: Towards Papworth]

85th Pct Speed=34.0 mph  
Vehicles in data=22074  
29/07/2018 18:33:22 to 05/08/2018 20:27:01

